



# ASHOKA PUBLIC SCHOOL JAMUI, BIHAR



Class I





*Summertime, summertime, Let's go out and play*

*Time for fun, and lots of sun.*

*I love this kind of day!*



*Summertime, summertime, Swimming to stay cool*

*Pillow fights, and late night bites.*

*An awesome break from school!*

Summer Vacation is a time full of fun games and activities. With that there are a lot of other things which you can do. For that we have planned some interesting work to make your summer full of creativity. So, go ahead and enjoy your summer break.

### **GUIDELINES FOR HOLIDAY HOMEWORK**

- Holiday homework has to be done under the parental guidance.
- It must be done in a very neat and presentable manner.
- Revise the work done in the month of April and May for all subjects.
- Make your own time table to organize your daily routine like watching television, playing with friends, studying etc.
- Watch informative channels like Discovery kids, Animal Planet, YouTube Kids etc. to enhance your knowledge.
- Converse in English with your parent.
- Holiday Homework should be submitted in a folder by 3rd July 2023 (Monday). It must be labelled properly with the name, class and roll number of the child.

Looking forward to see you soon.

**HAPPY HOLIDAYS!**

MATHEMATICS

Q 1: Unjumble the ordinal names.

i h t d r

d o n s e c

t i f s r

t h h g e i

i n n h t

f r o u h t

v e s e h t n



Q2: Add the numbers.

$$\begin{array}{r} \text{T O} \\ 42 \\ + 12 \\ \hline \end{array}$$

$$\begin{array}{r} \text{T O} \\ 53 \\ + 25 \\ \hline \end{array}$$

$$\begin{array}{r} \text{T O} \\ 64 \\ + 33 \\ \hline \end{array}$$

$$\begin{array}{r} \text{T O} \\ 38 \\ + 10 \\ \hline \end{array}$$

$$\begin{array}{r} \text{T O} \\ 14 \\ + 25 \\ \hline \end{array}$$

$$\begin{array}{r} \text{T O} \\ 20 \\ + 38 \\ \hline \end{array}$$

$$\begin{array}{r} \text{T O} \\ 37 \\ + 42 \\ \hline \end{array}$$

$$\begin{array}{r} \text{T O} \\ 40 \\ + 30 \\ \hline \end{array}$$

$$\begin{array}{r} \text{T O} \\ 33 \\ + 54 \\ \hline \end{array}$$

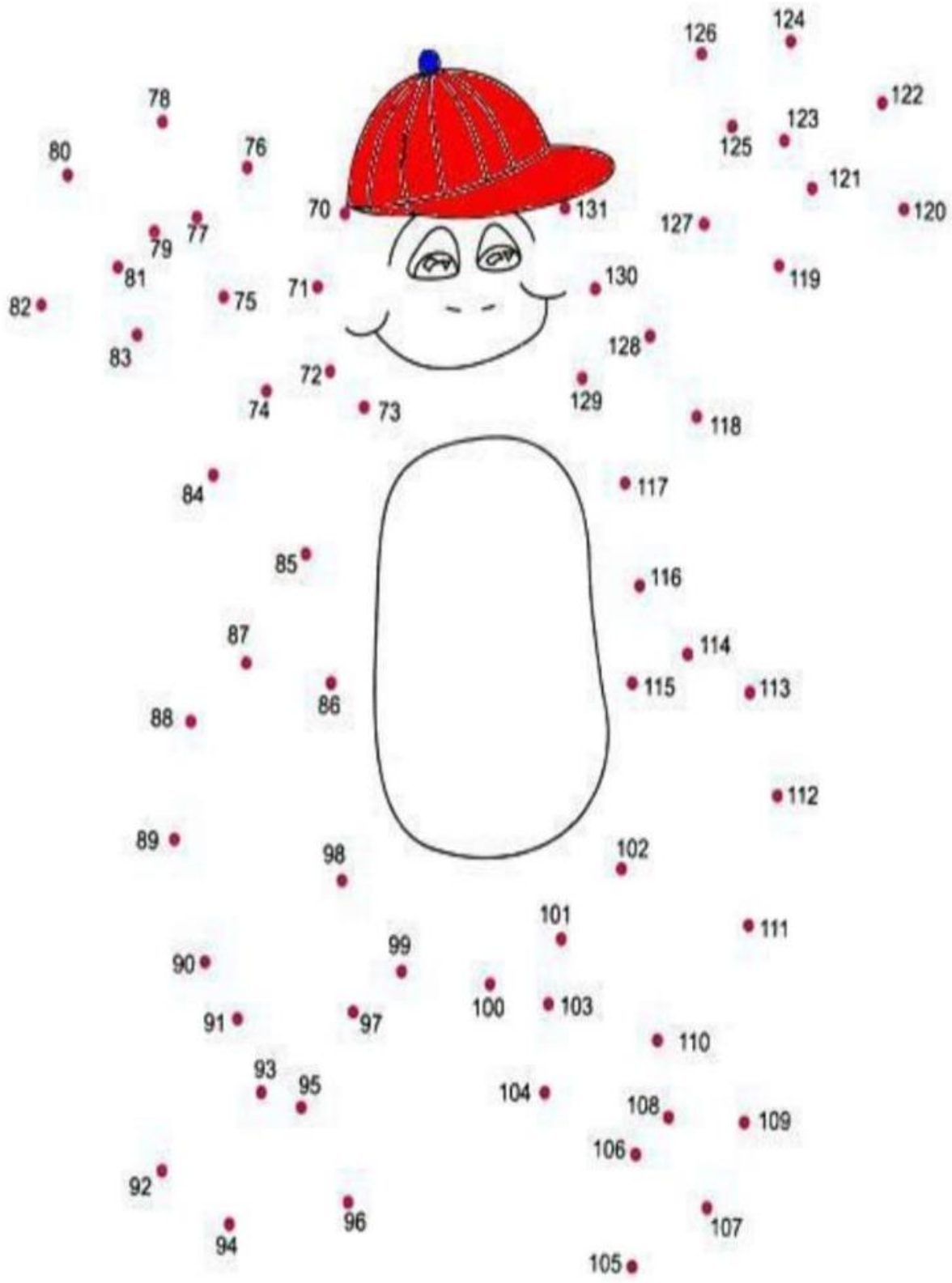
$$\begin{array}{r} \text{T O} \\ 61 \\ + 25 \\ \hline \end{array}$$

$$\begin{array}{r} \text{T O} \\ 52 \\ + 32 \\ \hline \end{array}$$

$$\begin{array}{r} \text{T O} \\ 82 \\ + 44 \\ \hline \end{array}$$



Q3:Join the dots from 70-131 and find out what you have made.Also,colour it.



Q4: Put the Sign of greater than, equal to and less than.



11 ○ 20

2 ○ 5

19 ○ 18

9 ○ 1

12 ○ 17

10 ○ 10

14 ○ 15

8 ○ 3

23 ○ 23

22 ○ 29

30 ○ 25

28 ○ 27

Q5: Expand the numbers.

$$147 = \text{flower} + \text{flower} + \text{flower}$$

$$96 = \text{flower} + \text{flower} + \text{flower}$$

$$118 = \text{flower} + \text{flower} + \text{flower}$$

$$138 = \text{flower} + \text{flower} + \text{flower}$$

$$111 = \text{flower} + \text{flower} + \text{flower}$$

## ENVIRONMENTAL SCIENCE

Q6: Fill in the blanks from the words given in the help box.

**see - smell - hear - touch - taste**

I can \_\_\_\_\_ with my eyes.



I can \_\_\_\_\_ with my ears.



I can \_\_\_\_\_ with my hands.



I can \_\_\_\_\_ with my nose.



I can \_\_\_\_\_ with my tongue.



Look at the images and write the correct sense used.

**Sight - Smell - Hearing - Touch - Taste**





Q8: Choose the correct sight word.

and I the like see

1. I can \_\_\_ the bird!



2. The boy \_\_\_ girl play a game.



3. I \_\_\_ to eat ice-cream.



4. \_\_\_ man is tall.



5. \_\_\_ am five!



Q9: Fill in the blanks with This or That.

1. \_\_\_\_\_ is a cap.



2. \_\_\_\_\_ is a dog.



3. \_\_\_\_\_ is a boy.



4. \_\_\_\_\_ is a toy.



5. \_\_\_\_\_ is a flower.



6. \_\_\_\_\_ is a ball.



7. \_\_\_\_\_ is a bed.






★ Q10: Name the following pictures with 'sh' and 'ch' sound words.





\_\_\_\_\_

\_\_\_\_\_



\_\_\_\_\_

\_\_\_\_\_



\_\_\_\_\_

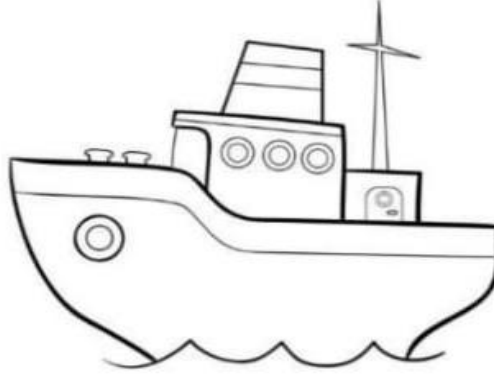

\_\_\_\_\_





## HINDI

दिए गए क्रॉसवर्ड गिड में छुपे हुए शब्द ढूँढें और चित्रों में रंग भरें-

ता	खा	ती	गा	बा	ना
ला	ट	र	ज	ल	क
बा	द	ल	र	क	ह
ज	हा	ज	छा	ता	ल
आ	म	गा	य	व	वा
क	मी	ज़	ह	न	ई



वस्तुओं को पहचानकर उनके नाम लिखें और रंग भरें -




## INFORMATION TECHNOLOGY

### Activity-1:

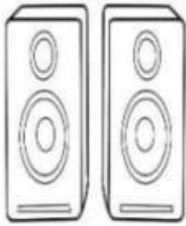
Identify and match the computer parts with their names.



1. Keyboard



2. Mouse



3. Monitor



4. CPU



5. Speakers

**Activity 2:**

**Label the parts of computer mouse using help box and colour it beautifully.**

**Left Button    Body    Right Button    Scroll Wheel    Wire**

